

## OT WI 40/220-240/1A0 NFC CA T-W (NEW)

OPTOTRONIC Wireless Intelligent – Casambi NFC Track | Compact constant current LED driver – Dimmable

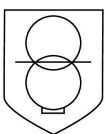


### Product family features

- Driver with integrated CASAMBI lighting control system
- Supply voltage: 220...240 V
- Line frequency: 0 Hz | 50 Hz | 60 Hz
- Line voltage: 198...264 V
- Lifetime: up to 100,000 h
- Type of protection: IP20

### Product family benefits

- High quality of light thanks to low output ripple current
- Short housing for minimum distance between spotlights
- Versatile CASAMBI window driver due to flexible output characteristic
- Easy and fast output current setting via NFC
- High-quality dimming of 1...100 % by amplitude dimming
- SELV system



## Areas of application

- Track lights
- Shops and hospitality: retail, hotels, restaurants

## Technical data

### Electrical data

Max. ECG no. on circuit breaker 10 A (B)	47
Max. ECG no. on circuit breaker 16 A (B)	76
Maximum output power	40 W <sup>1)</sup>
Nominal output current	150...1050 mA <sup>2)</sup>
Nominal output power	2.7...40 W
Nominal output voltage	18...42 V <sup>3)</sup>
Nominal input voltage	220...240 V
Input voltage AC	198...264 V <sup>4)</sup>
Input voltage DC	176...276 V
Efficiency in full-load	86 % <sup>5)</sup>
Galvanic isolation primary/secondary	SELV
Inrush current	36 A <sup>6)</sup>
Networked standby power	≤0.20 W <sup>5)</sup>
Power factor λ	0.30C...0.95 <sup>7)</sup>
Mains frequency	0/50/60 Hz
Surge capability (L-N)	1 kV
Surge capability (L/N-Ground)	2 kV
U-OUT (working voltage)	60 V
Current set	NFC
Maximum TX power	5 dBm
Output current tolerance	±5 %
Output ripple current (100 Hz)	< 5 % <sup>8)</sup>
Protective conductor current	not relevant
Radio frequency	2.4 GHz
Total harmonic distortion	< 10 % <sup>9)</sup>
Wireless protocol	Casambi Evolution
Wireless range	10 m line of sight
Default output current	500 mA

1) Partial load 2.7...40 W

2) ±5%

3) Maximum 60 V

4) Permitted voltage range

5) at 230 V, 50 Hz

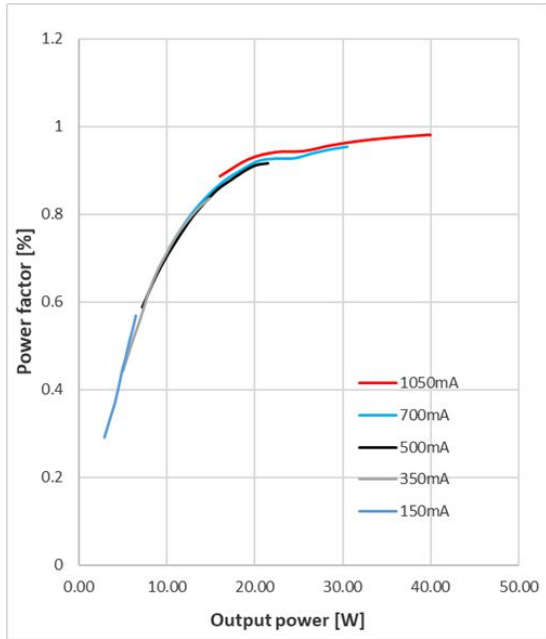
6)  $t_{width} = 7 \mu s$  (measured at 50 %  $I_{peak}$ )

7) Full load at 230 V / 50 Hz

8) <3% for 350-1050mA

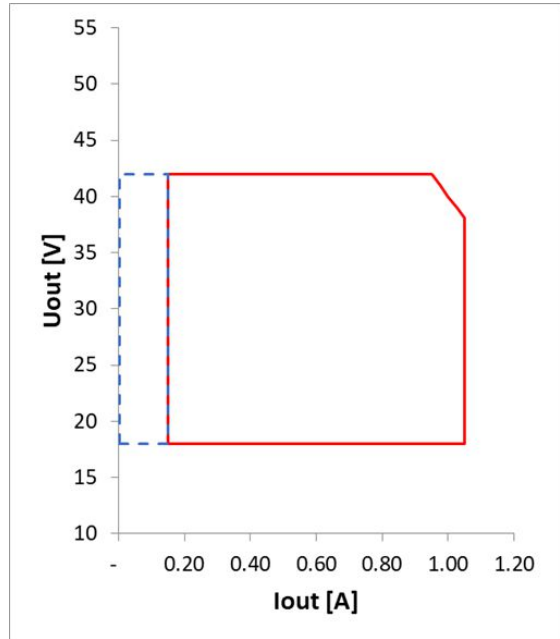
9) At full load, 220...240 V, 50 Hz / see graphs

### Typical Power Factor v Load



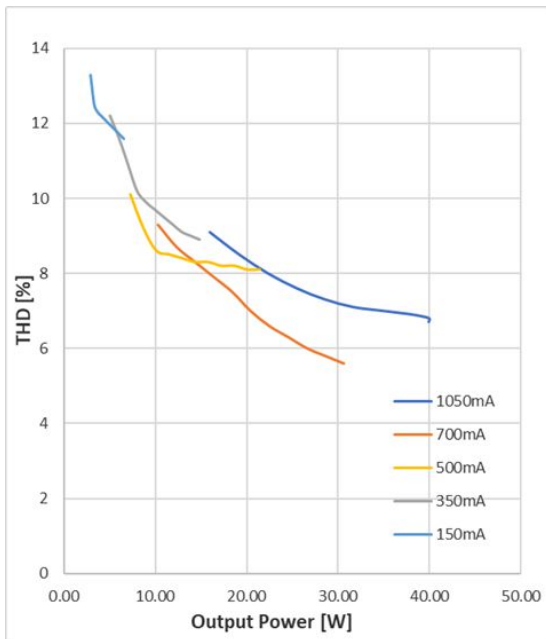
OT 40 Track Power factor

### Operating Window



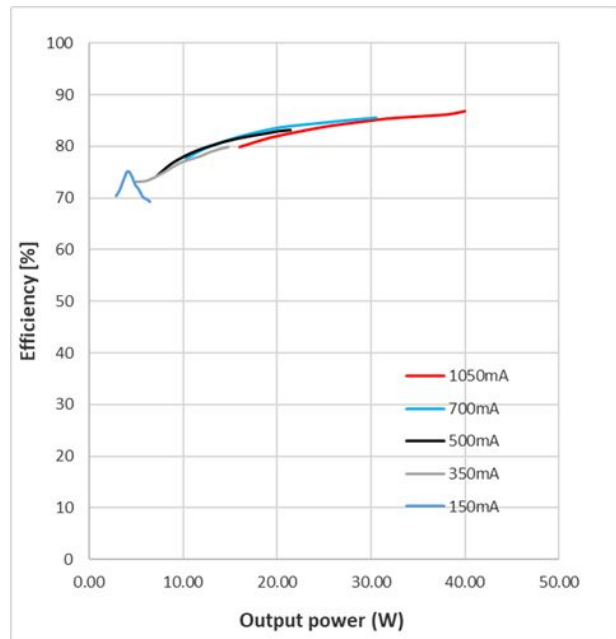
OT 40 Track Operating window

### Typical THD v Load



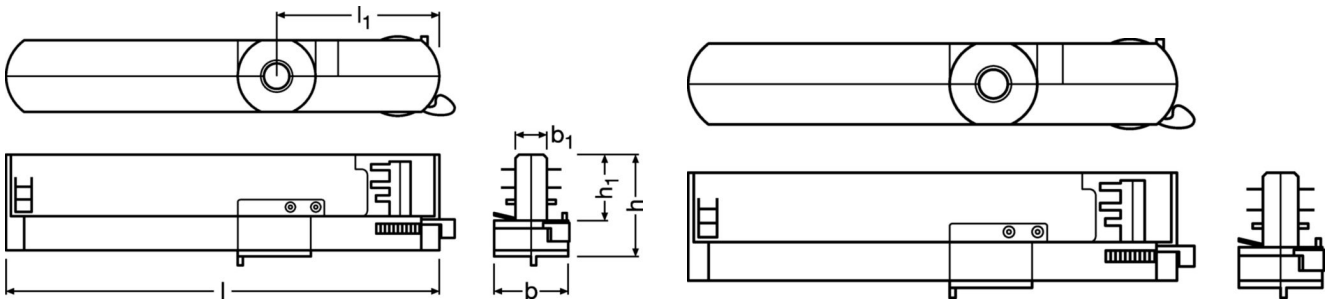
OT 40 Track THD

### Typical Efficiency v Load 230 V 50 Hz



OT 40 Track Efficiency vs Load 230V 50Hz

## Dimensions & weight



<b>Product weight</b>	145.00 g
<b>Length</b>	195.0 mm
<b>Height</b>	44.0 mm
<b>Width</b>	31.0 mm
<b>Cable cross-section, input side</b>	not relevant
<b>Cable cross-section, output side</b>	0.75...1.5 mm <sup>2</sup> <sup>1)</sup>
<b>Cable/wire length, output side</b>	2000 mm
<b>Mounting hole spacing, length</b>	not relevant mm
<b>Mounting hole spacing, width</b>	not relevant mm
<b>Wire preparation length, input side</b>	not relevant
<b>Wire preparation length, output side</b>	8.0...9.0 mm

1) Solid or flexible leads

## Colors & materials

<b>Casing material</b>	Plastic
<b>Product color</b>	WHITE RAL 9010

## Temperatures & operating conditions

<b>Ambient temperature range</b>	-20...+35 °C
<b>Max.housing temperature in case of fault</b>	110 °C
<b>Maximum temperature at tc test point</b>	90 °C <sup>1)</sup>
<b>Permitted rel. humidity during operation</b>	5...85 % <sup>2)</sup>
<b>Temperature range at storage</b>	-40...+85 °C

1) Measured on tc point indicated of the product label.

2) Maximum 56 days/year at 85 %

## Lifespan

<b>ECG lifetime</b>	50000 h / 100000 h <sup>1)</sup>
---------------------	----------------------------------

1) T<sub>c</sub> = 90°C - 0.2% / 1,000 h failure rate / T<sub>c</sub> = 80°C, 0.1% / 1,000 h failure rate

## Additional product data

<b>Encapsulated</b>	No
---------------------	----

## Capabilities

<b>Max. cable length to lamp/LED module</b>	2.0 m <sup>1)</sup>
<b>Number of channels</b>	1
<b>Dimmable</b>	Yes
<b>Dimming interface</b>	Bluetooth CASAMBI
<b>Dimming method</b>	Amplitude Modulation
<b>Dimming range</b>	1...100 %
<b>Overload protection</b>	Automatic reversible
<b>Overheating protection</b>	Automatic reversible
<b>Short-circuit protection</b>	Automatic reversible
<b>Suitable for through-wiring</b>	No
<b>Suitable for emergency lighting</b>	No
<b>Suitable for fixtures with prot. class</b>	not relevant
<b>Type of connection, output side</b>	Push terminal
<b>Constant lumen function</b>	Programmable
<b>No-load proof</b>	Yes
<b>Programming interface</b>	NFC

1) Output wires must be routed as close as possible to each other

## Programming

Box programming	Yes
-----------------	-----

## Programmable features

Dim to Dark	Yes
Configuration Lock	Yes
Driver Guard	Yes
Emergency Mode	No
Soft Switch Off	Yes
Tuning Factor	Yes

## Certificates & standards

Type of protection	IP20
Standards	Acc. to IEC 61347-1 / Acc. to IEC 61347-2-13 / Acc. to IEC 62384 / Acc. to IEC 62386 / Acc. to IEC 61000-3-2 / Acc. to IEC 61000-3-3 / Acc. to IEC 61547 / Acc. to CISPR 15 / Acc. to ETSI EN 300 328 / Acc. to ETSI EN 300 330 / Acc. to ETSI EN 301 489 - 1 / Acc. to ETSI EN 301 489-3 / Acc. to ETSI EN 301 489-17 / Acc. to EN 62479
Approval marks – approval	CE / UKCA / CQC / RCM

## Logistical data

Commodity code	85044095900
----------------	-------------

## Environmental information

Information according Art. 33 of EU Regulation (EC) 1907/2006 (REACH)	
Date of Declaration	30-05-2024
Primary Article Identifier	4062172310635
Declaration No. in SCIP database	In work
SCIP_STATUS	In work
SCIP_ID	

## Ecodesign regulation information:

Intended for use with LED modules.

The forward voltage of the LED light source shall be within the defined operating window of the control gear in all operating conditions including dimming if applicable.

Separate control gear and light sources must be disposed of at certified disposal companies in accordance with Directive 2012/19/EU (WEEE) in the EU and with Waste Electrical and Electronic Equipment (WEEE) Regulations 2013 in the UK. For this purpose, collection points for recycling centres and take-back systems (CRSO) are available from retailers or private disposal companies, which accept separate control gear and light sources free of charge. In this way, raw materials are conserved and materials are recycled.



## Download Data

File		
CAD data 3-dim	Compressed	▶OT WI 40 220 240 1A0 NFC CAD 3D 20221208
Mandatory Publications	PDF	▶OT Wi NFC T UK DoC 4452718 270723
Mandatory Publications	PDF	▶OT Wi NFC T CE 4452716 020823

## Logistical Data

Product code	Product description	Packaging unit (Pieces/Unit)	Dimensions (length x width x height)	Volume	Gross weight
4062172310635	OT WI 40/220-240/1A0 NFC CA T-W	Shipping carton box 20 Pieces	256 x 225 x 234 mm	13.48 dm <sup>3</sup>	166.40 g

The mentioned product code describes the smallest quantity unit which can be ordered. One shipping unit can contain one or more single products. When placing an order, for the quantity please enter single or multiples of a shipping unit

## Accessories Optional

Product description	Accessory name	Accessory code
OT WI 40/220-240/1A0 NFC CA T-W	Track Joint	▶ 4062172228183
OT WI 40/220-240/1A0 NFC CA T-W	WHITE RING	▶ 4062172138550
OT WI 40/220-240/1A0 NFC CA T-W	PRH101 -USB	▶ 6977078996938
OT WI 40/220-240/1A0 NFC CA T-W	CPR30 -USB	▶ 6977078996945

## Disclaimer

Subject to change without notice. Errors and omission excepted. Always make sure to use the most recent release.